

Check out what else you can get from Martindale:

- 18th Edition Testers
- Accessories
- Calibration Equipment
- Continuity Testers
- Electricians' Kits
- Environmental Products
- Full Calibration & Repair Service
- Fuse Finders
- Digital Clamp Meters
- Digital Multimeters
- Labels
- Microwave Leakage Detectors
- Motor Maintenance Equipment
- Multifunction Testers
- Non-trip Loop Testers
- Pat Testers & Accessories
- Phase Rotation Testers
- Proving Units
- Socket Testers
- Thermometers & Probes
- Test Leads
- Voltage Indicators
- Specialist Metrohm Testers (4 & 5kV)
- Specialist Drummond Testers

MARTINDALE
● ● ● ELECTRIC

Martindale Electric Company Limited
Metrohm House, Imperial Park, Imperial Way,
Watford, Hertfordshire, WD24 4PP, UK
Tel: +44(0)1923 441717 Fax: +44(0)1923 446900

E-mail: sales@martindale-electric.co.uk
Website: www.martindale-electric.co.uk

© 2011 Martindale Electric Company Ltd.

Registered in England No. 3387451. E. & O.E. Rev1 LITCB12

CB12 CHECKBOX

INSTRUCTION MANUAL



MARTINDALE
● ● ● ELECTRIC





GENERAL SAFETY INFORMATION: Always read before proceeding.

Warning

These instructions contain both information and warnings that are necessary for the safe operation and maintenance of this product. It is recommended that you read the instructions carefully and ensure that the contents are fully understood. Failure to understand and to comply with the warnings and instructions can result in serious injury, damage or even death.

In order to avoid the danger of electrical shock, it is important that proper safety measures are taken when working with voltages exceeding 30V AC RMS, 42V AC peak or 60V DC.


This product must only be used by a competent person capable of interpreting the results under the conditions and for the purposes for which it has been constructed. Particular attention should be paid to the Warnings, Precautions and Technical Specifications. Always check the unit is in good working order before use and that there are no signs of damage to it. Do not use if damaged.


Where applicable other safety measures such as use of protective gloves, goggles etc. should be employed.

Please keep these instructions for future reference. Updated instructions and product information are available at: www.martindale-electric.co.uk/instruct


REMEMBER: SAFETY IS NO ACCIDENT

MEANING OF SYMBOLS:

 Equipment complies with relevant EU Directives

 Caution - refer to accompanying documents

 Caution - risk of electric shock

 End of life disposal of this equipment should be in accordance with relevant Local Directives



Specification
CB12
Checkbox



Resistance Settings:

0.5Ω, 1Ω, 2Ω, 20Ω, 200Ω, 1kΩ, 10kΩ, 20kΩ, 100kΩ, 1MΩ, 2MΩ, 10MΩ

Accuracy:

0.5Ω - 2Ω ± 0.025Ω
20Ω - 10MΩ ± 2%

Maximum Voltage Input: 1000V DC

Case: Impact Resistant ABS

USER NOTES

Thank you for buying one of our products. For safety and full understanding of its benefits please read this manual before use. Technical support is available from 01923 441717 and support@martindale-electric.co.uk.

CONTENTS

1	Introduction	1
1.1	Inspection	1
1.2	Description	1
2	Product Specific Safety Information	2
2.1	Precautions	2
3	Operation	3
3.1	How it Works	3
4	Maintenance	4
4.1	Calibration	4
4.2	Cleaning	4
4.3	Repair & Service	4
4.4	Storage Conditions	4
5	Warranty	5

Specifications

1. INTRODUCTION

USER NOTES

1.1 Inspection

Examine the shipping carton for any sign of damage. Inspect the unit and any accessories for damage. If there is any damage then consult your distributor immediately.

1.2 Description

The CB12 calibration checkbox is designed to check the calibration of the continuity and resistance ranges of insulation testers & multimeters, providing a quick check to ensure the instrument being used is giving an accurate reading.

By checking an instrument regularly the user can verify that measurements taken are accurate, within the tolerances of the instrument and the check box. It is not designed to check loop testers, where the high test current will damage the CB12.

5. WARRANTY AND LIMITATION OF LIABILITY

This Martindale product is warranted to be free from defects in material and workmanship under normal use and service. The warranty period is 2 years and begins on the date of receipt by the end user. This warranty extends only to the original buyer or end-user customer, and does not apply to fuses, disposable batteries, test leads or to any product which, in Martindale's opinion, has been misused, altered, neglected, contaminated, or damaged by accident or abnormal conditions of operation, handling or storage.

Martindale authorised resellers shall extend this warranty on new and unused products to end-user customers only, but have no authority to extend a greater or different warranty on behalf of Martindale.

Martindale's warranty obligation is limited, at Martindale's option, to refund of the purchase price, free of charge repair, or replacement of a defective product which is returned to Martindale within the warranty period.

This warranty is the buyer's sole and exclusive remedy and is in lieu of all other warranties, expressed or implied, including but not limited to any implied warranty of merchantability or fitness for a particular purpose. Martindale shall not be liable for any special, indirect, incidental or consequential damages or losses, including loss of data, arising from any cause or theory.

Since some jurisdictions do not allow limitation of the term of an implied warranty, or exclusion or limitation of incidental or consequential damages, the limitations and exclusions of this warranty may not apply to every buyer. If any part of any provision of this warranty is held invalid or unenforceable by a court or other decision-maker of competent jurisdiction, such holding will not affect the validity or enforceability of any other provision or other part of that provision.

Nothing in this statement reduces your statutory rights.

2. PRODUCT SPECIFIC SAFETY INFORMATION

2.1 Precautions

This product has been designed with your safety in mind, but please pay attention to the following warnings and cautions before use.

Warning

Before use check the unit for cracks or any other damage. Make sure the unit is free from dust, grease and moisture. Do not use if damaged.

3. OPERATION

3.1 How it Works

Connect the instrument under test to the checkbox via the 4mm terminals on the front of the checkbox. Select a resistance value via the dial on the front of the checkbox. Set the instrument under test to the relevant test range and either check the values or run an insulation test to check the values are within the appropriate limits.

We suggest that you keep a record of these results so you can compare your instruments' performance over a period of time. This helps to identify faults and can show if the accuracy is drifting over time.

4. MAINTENANCE

4.1 Calibration

To maintain the integrity of the checkbox, Martindale Electric recommends that it is returned at least once a year to an approved Calibration Laboratory for recalibration and certification.

Martindale Electric is pleased to offer you this service. Please contact our Service Department for details.

Email: service@martindale-electric.co.uk

Tel: 01923 650660

4.2 Cleaning

The unit may be cleaned using a soft dry cloth. Do not use moisture, abrasives, solvents, or detergents, which can be conductive.

4.3 Repair & Service

There are no user serviceable parts in this unit. Return to Martindale Electric if faulty. Our service department will quote promptly to repair any fault that occurs outside the guarantee period.

4.4 Storage Conditions

The instrument should be kept in warm dry conditions away from direct sources of heat or sunlight, and in such a manner as to preserve the working life of the unit. It is strongly advised that the unit is not kept in a tool box where other tools may damage it.