

MARTINDALE
ELECTRIC

Keeping You Safe

Electrical safety at work

Safe isolation catalogue



Contents

ALIVE - 5 failproof steps to safe isolation [page 3](#) →

Safe isolation kits [page 5](#) →

Gas kits [page 9](#) →

Proving devices [page 11](#) →

Voltage indicators [page 16](#) →

Locking off kits [page 19](#) →

Locking off devices & supporting products [page 23](#) →

Voltage testers [page 27](#) →

Non-contact voltage & magnetic field indication [page 31](#) →

Drummond test lamps & kits [page 37](#) →

Carry cases [page 42](#) →

About Martindale Electric [page 43](#) →

ALIVE - 5 failproof steps to safe isolation



Martindale's memorable, compliant safe isolation procedure is used to help reduce the number of electricity related injuries and fatalities in the work place.

In an effort to create safer working practices for anyone working on or near electrical infrastructure and equipment, we have created the memorable acronym "ALIVE". This simplified version of our comprehensive electrical safe working process is designed to help prevent electricity-related injuries and save lives.

A

Approved kit

Before starting, make sure your equipment meets all legal safety standards (BS EN61243-3)

L

Lock out

Identify the point of isolation - lock it off and place warning tags onto the equipment

I

Initial Prove

Test your voltage indicator against the proving unit to make sure it is working properly

V

Voltage test

Use your voltage indicator to confirm dangerous voltage levels are not in the circuit you are about to work on

E

Ensure

Prove and re-test the voltage indicator against the proving unit to ensure it is functioning before working on the circuit

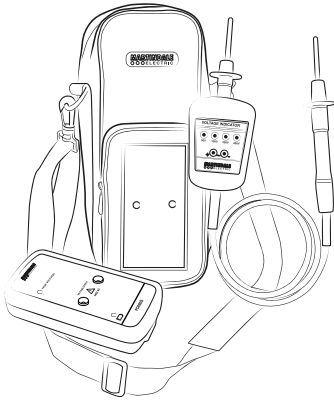


<https://martindale-electric.co.uk/alive/>

Safe isolation kits



Safe isolation kits



Martindale safe isolation kits offer a range of configurations to meet the requirements of the users application. The basic kits include the essential test tools for proving a circuit is dead: a voltage indicator and matched proving unit.

The more comprehensive kits include a range of locking off devices, making it easy to comply with Health & Safety recommendations for safe working practices when maintaining or installing electrical plant and equipment.

Also available, are specific industry kits, such as the gas engineers Electrical Safety kit focused on supporting the Technical Bulletin TB118a.

Selection guide	VIPD138-S	VIPDLOK138-S	VIPDLOKPRO138-S	VIPD150-S	VIPDLOK150-S	VIPDLOKPRO150-S
VI13800 voltage indicator For full details and specifications visit page 16	✓	✓	✓			
VI15000 voltage indicator page 16 →				✓	✓	✓
PD440S proving unit page 12 →	✓	✓	✓			
PD690S proving unit page 13 →				✓	✓	✓
TC71 combination case page 42 →	✓	✓	✓	✓	✓	✓
LOKKIT1 13 piece kit page 21 →		✓			✓	
LOKKITPRO 19 piece kit page 21 →			✓			✓

Safe isolation kits



VIPD138-S

Basic voltage indicator & proving device kit

Includes VI13800 voltage indicator and matching PD440S proving unit. This kit provides the simplest solution for implementing safe isolation practices on-site, in accordance the Electricity at Work Regulations on systems up to 600V:

Includes

- PD440S, 440V AC proving unit
- VI13800 industry-standard voltage indicator 600V
- TC71 case

Ideal for

Contractors and maintenance teams following safe isolation procedures up to 600V



VIPDLOK138-S

Locking off kit complete with voltage indicator and proving device

Our complete solution for safe isolation, this locking off kit contains a safety voltage indicator, matching proving device & MCB locking off kit. For installations up to 600V:

Includes

- PD440S, 440V AC proving unit
- VI13800 industry-standard voltage indicator 600V
- LOKKIT1, 13 piece locking off kit (see page 21)
- TC55 & TC71 cases

Ideal for

Contractors and maintenance teams working on systems up to 600V requiring all the basic tools for safe isolation, proving dead and ensuring safety via locking off devices for MCBs, RCBOs and fuse holders



VIPDLOKPRO138-S

Advanced locking off kit with voltage indicator and proving device

Our most comprehensive solution for safe isolation, this kit includes safety voltage indicator, matching proving device & ultimate pro locking off kit. For installations up to 600V:

Includes

- PD440S, 440V AC proving unit
- VI13800 industry-standard voltage indicator 600V
- LOKKITPRO, 19 piece ultimate locking off kit (see page 21)
- TC68 & TC71 cases

Ideal for

Contractors and maintenance teams working on systems up to 600V requiring all the basic tools for safe isolation, proving dead with the full range of Martindale locking off devices including those for MCBs, RCBOs and fuse holders

Safe isolation kits



VIPD150-S

Voltage indicator & proving device kit

Includes VI15000 voltage indicator and matching PD690S proving unit, enabling you to comply with health and safety recommendations for safe working. The voltage indicator has a 1000V CAT IV safety rating for safe working in all BS EN61010 installation categories:

Includes

- PD690S, 690V AC proving unit
- VI15000 voltage indicator 1000V / CAT IV
- TC71 case

Ideal for

Contractors and maintenance teams following safe isolation procedures up to 1000V



VIPDLOK150-S

Locking off kit complete with voltage indicator and proving device

Our complete solution for safe isolation, this locking off kit contains a safety voltage indicator, matching proving device & MCB locking off kit. For installations up to 1000V:

Includes

- PD690S, 690V AC proving unit
- VI15000 voltage indicator 1000V / CAT IV
- LOKKIT1, 13 piece locking off kit (see page 21)
- TC55 & TC71 cases

Ideal for

Contractors and maintenance teams working on systems up to 1000V requiring all the basic tools for safe isolation, proving dead and ensuring safety via locking off devices for MCBs and RCBOs



VIPDLOKPRO150-S

Advanced locking off kit with voltage indicator and proving device

Our most comprehensive solution for safe isolation, this locking off kit includes safety voltage indicator, matching proving device & ultimate pro locking off kit. For installations up to 1000V:

Includes

- PD690S, 690V AC proving unit
- VI15000 voltage indicator 1000V / CAT IV
- LOKKITPRO, 19 piece ultimate locking off kit (see page 21)
- TC68 & TC71 cases

Ideal for

Contractors and maintenance teams working on systems up to 1000V requiring all the basic tools for safe isolation, proving dead with the full range of Martindale locking off devices including those for MCBs and RCBOs

Gas kits



Gas kits



LOKKITGAS1

Gas service engineer locking off kit

Enables engineers to securely lock off circuits before carrying out work on appliances connected to the mains power supply:

Includes

- LOKFS1 fused spur lock
- PAD11RD padlock with unique key
- LOK7 slimline MCB lock
- LOK10 yellow MCB lock
- LOK11 red MCB lock
- TAG4 Locked out tag
- TC55 soft case
- LOKMP marker pen

Ideal for

Basic locking off procedures when working on gas systems



TB118KITA

Gas service engineer electrical safety kit

Includes test tools for gas safety engineers to enable compliance to Gas Safe Register Technical Bulletin TB118a. The kit combines easy-to-use tools for voltage indication and locking off devices:

Includes

- PD440S, 440V AC proving unit
- VI13800 industry-standard voltage indicator 600V
- LOKFS1 fused spur lock
- TAG4 locked out tag
- PAD11RD padlock with unique key
- LOK7, LOK10, LOK11 MCB locks
- TC55 and TC71 soft cases
- LOKMP marker pen

Ideal for

Compliance to guidance note TB118a



TB118KIT1

Gas service engineer electrical safety kit with earth loop tester

Includes all the essential test tools for gas safety engineers. Voltage indication and earth loop verification together with locking off devices:

Includes

- PD440S, 440V AC proving unit
- VI13800 industry-standard voltage indicator 600V
- EZ650 earth loop impedance & socket tester
- LOKFS1 fused spur lock
- TAG4 locked out tag
- PAD11RD padlock with unique key
- LOK7, LOK10, LOK11 MCB locks
- TC55, TC71, TC88 soft cases
- LOKMP marker pen

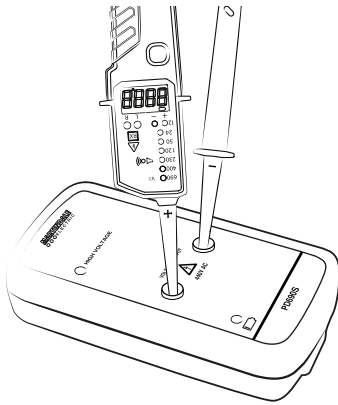
Ideal for

Compliance to guidance note TB118a plus the ability to loop test

Proving devices



Proving devices



When it comes to safe isolation procedures, Martindale has the widest range of proving devices available. With models for every application, we help you ensure indicating instruments are working correctly, in accordance with the Electricity at Work Regulations.

Any device used for voltage detection and for proving dead should be tested before and after use to ensure the safety of the operative.

Our range of compact, portable devices test up to 690V, ideal for proving low and high impedance voltage indicators, two-pole testers, multimeters and test lamps.

Key features include colour-coded voltage output, tough over-moulded low profile design, long battery life with battery indicator and auto power off.

It is important not to over-prove a device: a three-phase voltage indicator should be proved at 440V, whereas a standard two-pole indicator with a 690V range should be proved at 690V.

Selection guide	PD240	PD230SRD	PD440S	PD440SX	PD440SRD	PD440SRDX	PD690S	PD690SRD
Maximum voltage output	240V	230V	440V				690V	
LED voltage thresholds	240V	230V, 120V, 50V	440V	440V, 230V, 120V, 50V			690V	690V, 440V, 230V, 120V, 50V
AC output mode		✓	✓	✓	✓	✓	✓	✓
DC output mode	✓	✓			✓	✓		✓
Low battery LED		✓	✓	✓	✓	✓	✓	✓
High / low Z compatible		✓	✓	✓	✓	✓	✓	✓
CALCHECK resistance values				✓		✓		
Colour-coded to match our voltage indicators		✓	✓	✓	✓	✓	✓	✓
Suitable for	Multimeters & two-pole voltage testers (>120kΩ)	Multimeters & voltage testers (>9kΩ)	Multimeters, multifunction testers, 400 - 500V voltage testers and Drummond MTL10 / MLT20 test lamps				Multimeters, 690V voltage testers & Drummond MTL15 test lamp	

Proving devices



PD240

240V DC basic proving device

Convenient pocket-sized, battery powered proving device which produces a 240V DC output:

- Basic proving unit suitable for 230V applications
- Compact size with belt clip

Ideal for

Proving indicators and measurement devices up to 230V DC



PD230SRD

230V AC / DC proving device

Proves the operation of voltage indicators and multimeters up to 230V.

- Suitable for use in proving applications up to 230V
- Switchable AC / DC output mode via push button
- Stepped voltage output matched to two-pole tester thresholds
- Compatible with S-series magnetic hanger

Ideal for

Proving indicators and measurement devices up to 230V AC or DC in domestic and commercial applications



PD440S

440V AC proving device

Proves the operation of voltage indicators, multimeters and test lamps at 440V:

- Suitable for use in proving applications requiring 440V AC
- Simple to operate
- Compatible with S-series magnetic hanger

Ideal for

Proving indicators and measurement devices up to 440V AC only, in commercial and industrial applications



PD440SX

440V AC proving device

Proves the operation of voltage indicators, multimeters and test lamps up to 440V AC with CALCHECK function for use with multifunction testers:

- Suitable for use with voltage indicators up to 440V
- CALCHECK for verification of resistance ranges on installation testers
- Stepped voltage output matched to two-pole tester thresholds
- Compatible with S-series magnetic hanger

Ideal for

Proving indicators and measurement devices up to 440V AC only, and to check the operation of multifunction installation testers

Proving devices



PD440SRD

440V AC / DC proving device

Proves the operation of voltage indicators, multimeters and test lamps up to 440V:

- Suitable for use with voltage indicators up to 440V
- Switchable AC / DC output mode via push button
- Stepped voltage output matched to two-pole tester thresholds
- Compatible with S-series magnetic hanger

Ideal for

Proving indicators and measurement devices up to 440V AC or DC in commercial and industrial applications

PD440SRDX

440V AC / DC proving device

Proves the operation of voltage indicators, multimeters and test lamps up to 440V with CALCHECK function for use with multifunction testers:

- Suitable for use with voltage indicators up to 440V
- Switchable AC / DC output mode via push button
- CALCHECK for verification of resistance ranges on installation testers
- Stepped voltage output matched to two-pole tester thresholds
- Compatible with S-series magnetic hanger

Ideal for

Proving indicators and measurement devices up to 440V AC or DC and to check the operation of multifunction installation testers

PD690S

690V AC proving device

Proves the operation of voltage indicators, multimeters and test lamps at 690V AC and is ideal for higher voltage applications:

- Suitable for use with voltage indicators at 690V
- Designed for higher voltage, three-phase commercial and industrial applications
- Simple to operate
- Compatible with S-series magnetic hanger

Ideal for

Proving indicators and measurement devices up to 690V AC only, in commercial and industrial applications

PD690SRD

690V AC / DC proving device

Proves the operation of voltage indicators, multimeters and test lamps up to 690V AC and is ideal for higher voltage applications. Also has switchable DC output:

- Suitable for use with voltage indicators up to 690V
- Stepped voltage output matched to two-pole tester thresholds
- Switchable AC / DC output mode via push button
- Compatible with S-series magnetic hanger

Ideal for

Proving indicators and measurement devices up to 690V AC or DC in commercial and industrial applications

Proving devices

FUNCTION	PD240	PD230SRD	PD440S	PD440SX	PD440SRD	PD440SRDX	PD690S	PD690SRD
ELECTRICAL								
Output voltage (note 1)	240V	230, 120, 50V	440V	440, 230, 120, 50V			690V	690, 440, 230, 120, 50V
Output frequency	DC	DC or 50Hz	50Hz		DC or 50Hz		50Hz	DC or 50Hz
ENVIRONMENTAL								
Temperature & humidity (operating & storage)	-10°C to 40°C at max. 70% R.H.							
Altitude	up to 2000m							
Pollution degree	2							
GENERAL								
Power	9V alkaline battery or equivalent (6LR61, MN1604, PP3)	6 x 1.5V, AA alkaline batteries (IEC LR6, NEDA 15A)						
Dimensions	144 x 63 x 31mm	150(L) x 35(W) x 80(D) mm						
Weight	180g including battery	350g approx. with batteries						
CALCHECK								
Insulation test resistance nominal values (note 2)				0.5MΩ (max test voltage 1kV) 1.0MΩ (max test voltage 1kV)		0.5MΩ (max test voltage 1kV) 1.0MΩ (max test voltage 1kV)		
Continuity test resistance nominal values (note 2)				0.5Ω (max test current 200mA) 1.0Ω (max test current 200mA)		0.5Ω (max test current 200mA) 1.0Ω (max test current 200mA)		

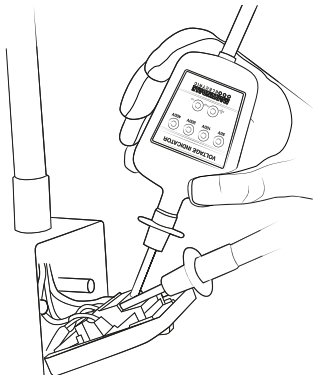
Note 1 – voltage + / - 10% into 250kΩ. TRMS meter required to accurately measure voltage

Note 2 – nominal values intended to verify that continuity and insulation resistance has not drifted over a period of time

Voltage indicators



Voltage indicators



Martindale's range of industry-standard voltage indicators are essential tools for proving electrical circuits are dead before carrying out maintenance and installation work, in accordance with safe isolation procedures.

The testers ensure safety through simplicity, with no ranges, switches or batteries, reducing the risk of an incorrect reading.

Fully compliant with HSE GS38 regulations and EN61010, their design includes a high wattage resistor, instead of a fuse that will limit current in the event of damage to the cable, in accordance with BS EN61243-3. The probe tips have retractable covers which can be locked in place for ease of use.



VI13800

Voltage indicator

Industry-standard, provides instant visual AC and DC voltage indication in four stages from 50V to 400V:

- Supply powered AC / DC voltage indicator, no batteries required
- Voltage range to 600V
- GS38 and BS EN61243-3 compliant
- Heavy duty double-insulated lead
- Bright LED indication
- Safety category CAT IV 600V
- Polarity indication



VI15000

Voltage indicator

1000V CAT IV safety rating and LED indication for AC / DC voltages from 50V to 690V and above, ensuring compliance with recommendations for safe working in BS EN61010 CAT IV 1000V applications:

- Supply powered AC / DC voltage indicator, no batteries required
- Voltage range to 1000V
- GS38 and BS EN61243-3 compliant
- Heavy duty double-insulated lead
- Bright LED indication
- Safety category CAT IV 1000V
- Polarity indication

Voltage indicators

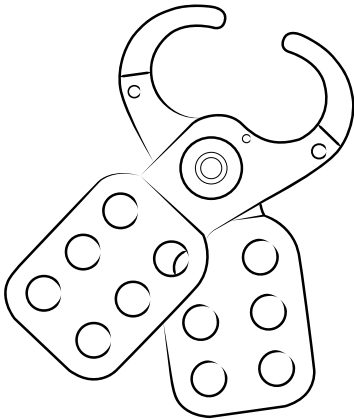
FUNCTION	VI13800	VI15000
ELECTRICAL		
Maximum working voltage	600V DC & AC rms	1000V DC & AC rms
Nominal voltage threshold indications	50, 100, 200, 400 V DC / AC rms	50, 120, 230, 400, 690V DC / AC rms
Nominal voltage threshold tolerance	Conforms to BS EN 61243-3:2014	
Internal impedance at ELV AC	214kΩ	355kΩ
Polarity indication	≥ 12V DC / AC rms	50V DC / AC rms
Range detection	Automatic	
Response time	<0.1s	
Frequency range	DC, 1 to 400Hz	
Test current (in)	<3.5mA	
Duty ratio	30s ON (operated) / 240s OFF (recovery)	
ENVIRONMENTAL		
Temperature (operating)	-10°C to 55°C	
Temperature (storage)	20°C to 70°C, non-condensing	
Humidity (operating & storage)	≤ 85% R.H	
Altitude	Up to 2000m	
Pollution degree	2	
IP rating	IP54 to BS EN 60529	
GENERAL		
Power	From circuit under test	
Dimensions	205(L) x 67(W) x 27(D) mm	
Weight	130g approx.	
SAFETY		
Conforms to	BS EN 61243-3	
	BS EN 61010-1 CAT IV 600V class II, double insulation	BS EN 61010-1 CAT IV 1000V class II, double insulation
	GS38	
EMC		
Conforms to	BS EN 31326-1	

[Please see additional voltage testers on page 27 →](#)

Locking off kits



Locking off kits



Safe isolation procedures are necessary to ensure workers on site are not exposed to danger when working on or near live electrical systems.

For contractors and maintenance teams working in residential, commercial and industrial sites, Martindale offer a wide portfolio of safe isolation locking off solutions.

Many of these individual items can be purchased as handy kits, specifically designed to contain everything needed for customer safety requirements.

Some kits are available for general electrical work, while others are designed for more specific applications, for example, domestic installation or to enable gas service engineers to securely lock off circuits.

Selection guide	LOKKITBASE	LOKKIT6	LOKKIT3	LOKKIT2PLUS	LOKKIT1	LOKKITPRO
Number of locking off devices	3	1	4	4	8	13
Padlock with unique key	✓	✓	✓	✓	✓	✓
Number of lock out tags	1	1	2	1	5	5
Soft case			✓	✓	✓	✓
Hasp					✓	✓
Cable lock off						✓
13A plug lock						✓
Marker pen	✓	✓	✓	✓	✓	✓
Total products included	6	4	7	8	13	19

Locking off kits



LOKKITBASE

Basic safety locking off kit

Ideal for users who require basic essentials for safety lock out procedures:

Includes

- LOK2 yellow mini MCB lock
- PAD11RD padlock with unique key
- LOK10 yellow MCB lock
- LOK11 red MCB lock
- TAG4 warning tag
- LOKMP marker pen

Ideal for

Basic safety locking off for general purpose applications



LOKKIT6

Universal fuse carrier locking off kit

Includes everything needed to lock off fuse carriers as part of a safe isolation procedure. It is easy to install without the need for any tools:

Includes

- LOK6 cartridge fuse isolation lock
- PAD11RD padlock with unique key
- TAG4 warning tag
- LOKMP marker pen

Ideal for

Implementing safe locking off procedures on fuse carriers



LOKKIT3

Electrical installer locking off kit

Designed for the FM industry but is suitable in many environments, fitting the majority of common MCBs and RCBOs in current use:

Includes

- LOK1 green mini MCB lock
- LOK2 yellow mini MCB lock
- LOK3 blue medium MCB lock
- TAG4 warning tags (pack of 2)
- PAD11RD padlock with unique key
- LOKMP marker pen
- LOK15-2 MCB Lock off device
- TC55 soft case

Ideal for

General purpose locking off implementation in commercial buildings

Locking off kits



LOKKIT2PLUS

Domestic installer locking off kit

Ideal for use when performing 18th Edition and Part P installation testing:

Includes

- LOK1 green mini MCB lock
- LOK2 yellow mini MCB lock
- PAD11RD padlock with unique key
- LOK10 yellow MCB lock
- LOK11 red MCB lock
- TAG4 warning tag
- LOKMP marker pen
- TC55 soft case

Ideal for

Domestic and commercial electrical installations



LOKKIT1

Commercial building locking off kit

Designed to be used as part of a safe isolation procedure. The set of locking off devices is compatible with most distribution boards:

Includes

- LOK1 green mini MCB lock
- LOK2 yellow mini MCB lock
- LOK3 blue medium MCB lock
- LOK4 red small MCB lock
- LOK5 red large MCB lock
- LOK10 yellow MCB lock
- LOK11 red MCB lock
- LOK15 plunger locking piece
- PAD11RD padlock with unique key
- LOKHASP25 steel safety hasp
- TAG4 warning tags (pack of 5)
- LOKMP marker pen
- TC55 soft case

Ideal for

Implementation of safe isolation procedures in commercial buildings



LOKKITPRO

Industrial / commercial locking off kit

Enables safe isolation procedures to be carried out. Ideal for contractors and maintenance teams working on industrial and commercial sites:

Includes

- LOK6 cartridge fuse isolation lock
- LOK7 slimline grey isolation lock
- LOK10 yellow MCB lock
- LOK11 red MCB lock
- LOK15 plunger locking piece
- LOK16 plunger type wide pin-out
- LOK17 plunger type pin-in
- PAD11RD padlock with unique key
- CABLOK cable lock-off
- LOKHASP25 steel safety hasp
- PL13 appliance locking off device
- LOKMCB, MCB isolation lock kit (5 pc, LOK1 - LOK5)
- TAG4 warning tags (pack of 5)
- LOKMP marker pen
- TC68 soft case

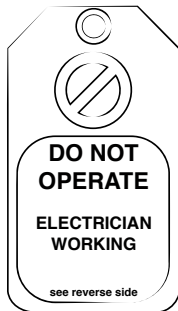
Ideal for

Safe isolation implementation in industrial and commercial buildings

Locking off devices & supporting products



Locking off devices & supporting products



Electrical safety is paramount for installation or maintenance work. Every year, electricians and maintenance staff suffer electric shocks and burn injuries, some of which are fatal.

Implementing correct safe isolation procedures ensures the safety of individuals working on electrical installations, as well as other employees and visitors.

Martindale's range of locking off devices enable safe isolation procedures to be carried out, and are ideal for contractors and maintenance teams working on domestic, industrial and commercial sites.

The range includes a comprehensive range of locking off devices, compatible with most distribution boards.



LOK1

MCB lock off device,
25(W) x 14(D) x 41mm (H),
9mm padlock hole



LOK2

MCB lock off device,
25(W) x 14(D) x 45mm (H),
9mm padlock hole



LOK3

Main switch lock off device,
28(W) x 22(D) x 48mm (H),
8mm padlock hole



LOK4

BS38 fuse carrier
lock off device,
35(W) x 15(D) x 58mm (H),
8mm padlock hole



LOK5

MCB & main switch
lock off device,
60(W) x 40(D) x 120mm (H),
9mm padlock hole



LOKMCB

MCB isolation lock kit
includes LOK1 - LOK5



PAD11

Padlock with 6mm strong
steel Shackle. Body width
45mm. Vertical shackle
clearance 38mm

Colours available:



PAD21

Padlock with 6.5mm
insulated shackle. Body
width 45mm. Vertical
shackle clearance 38mm

Colours available:



[See p25 for extra sticker design included with padlocks →](#)

Locking off devices & supporting products



LOK6

Universal fuse carrier lock off. Ideally suited to Red Spot and other similar style fuse holders



LOK6W

Fuse carrier service lock for Henley & Lucy cut outs



LOK6-200

Red spot 200A / 400A fuse carrier service lock



LOK7

Toggle lock, slimline plastic design, MCB lock off device, 22(W) x 7(D) x 30mm (H), 8mm padlock hole



LOK8

Mini alloy toggle lock, MCB lock off device, low profile design, 17(W) x 7(D) x 24mm (H), 8mm padlock hole



LOK10

Wide pin out MCB lock off device, 15(W) x 5(D) x 30mm (H), 7mm padlock hole



LOK11

Pin out MCB lock off device, 15(W) x 5(D) x 28mm (H), 7mm padlock hole



LOK15

Push button operated, pin out MCB lock off device 25(W) x 25(D) x 40mm (H), 7mm padlock hole



LOK16

Push button operated, wide pin out MCB lock off device, 20(W) x 25(D) x 50mm (H), 7mm padlock hole



LOK17

Push button operated, pin in MCB lock off device, 20(W) x 25(D) x 50mm (H), 7mm padlock hole



LOK22

No-tool MCB lock off device, 32(W) x 15(D) x 54mm (H), 8mm padlock hole



LOKHASP

Steel lock off hasps which can hold up to six padlocks, 9mm padlock hole

Available jaw sizes:
25mm (LOKHASP25)
38mm (LOKHASP38)

Locking off devices & supporting products



LOKFS1

Universal fused spur lock off device for single gang fused spur connection units



Side 1 Side 2

TAG2

"Do not operate" pack of 10 warning tags, 80 x 140mm



Side 1 Side 2

TAG4

"Do not operate" pack of 10 warning tags, 80 x 140mm



Side 1 Side 2

TAG6

"Do not switch on" pack of 10 warning tags, 80 x 140mm



PL13

Universal appliance plug lock off device for UK BS1363 13A mains plugs (PAD21RD not included)



PL8

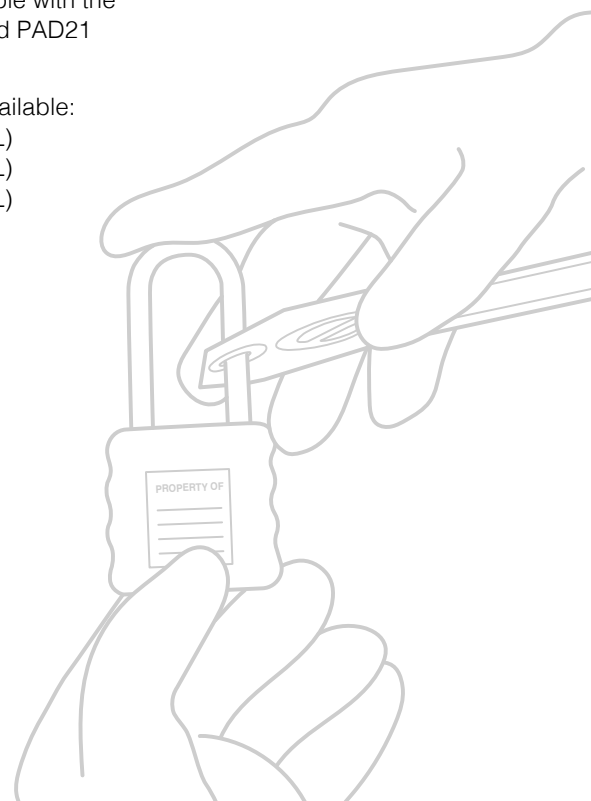
Industrial plug lock off device. Completely encloses industrial plugs to prevent accidental reconnection



CABLOK

Adjustable cable lock off device. Compatible with the PAD11 series and PAD21 series padlocks

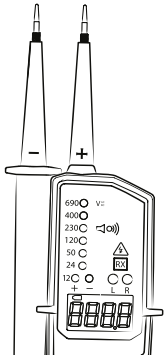
Cable lengths available:
1m (CABLOK1BL)
3m (CABLOK3BL)
5m (CABLOK5BL)



Voltage testers



Voltage testers



Martindale's VT range comprises three tough, compact two-pole testers. The range conforms to the latest safety standards and includes probe caps for GS38 compliance.

Additional safety features include a 1.2m double-insulated cable with a black outer and contrasting inner core to give a visual warning of damage.

All three models measure AC / DC voltages with continuity, phase rotation testing with AC single-pole voltage detection on the VT25 and VT28.



VT12

Two-pole voltage and continuity tester

Automatic AC / DC detection and continuity testing. It is ergonomically designed and durable enough for both domestic and industrial use:

- LED voltage indicator
- Measures 12V to 690V
- Continuity – LED & buzzer
- Probe caps for GS38 compliance
- Safety rating CAT III 690V, CAT IV 300V



VT25

Two-pole voltage and continuity tester

A tough, compact two-pole tester for measuring AC / DC voltages. Additional capabilities include continuity and phase rotation testing, plus single-pole voltage detection:

- Bright LED voltage indicator
- 12 – 690V AC / DC
- Single-pole phase test 90 - 690V
- Phase rotation test 100 - 690V
- Continuity – LED & buzzer
- Auto power off
- White LED torch light
- Safety rating CAT III 1000V, CAT IV 600V



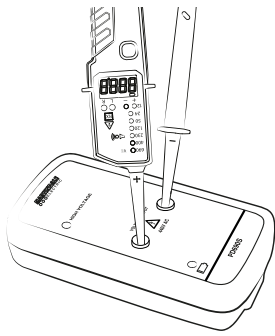
VT28

Two-pole voltage and continuity tester with LCD display

A tough, compact two-pole tester with both LCD and LED displays for measuring AC / DC voltages. The large digital LCD display of the VT28 gives actual voltage readings in addition to the LED voltage ranges:

- Digital LCD & LED displays
- 12 - 690V AC / DC
- Continuity – LED & buzzer
- Single-pole phase test 90 - 690V
- Phase rotation test 100 - 690V
- White LED torch light
- Safety rating CAT III 1000V, CAT IV 600V

Voltage testers



Safe electrical working requires the use of a voltage indicator that has been proven with a suitable proving unit, before and after use, to ensure the instrument is working correctly.

It is good practice to match the output voltage of the proving device with the voltage range of the instrument to be proved. Martindale's voltage tester kits incorporate both a two-pole voltage tester and a compatible proving unit, to ensure the optimum combination of the two essential instruments. The kits are supplied with a handy case for both items.



VT12PD-S

Voltage tester & proving device kit

Includes the VT12 AC / DC voltage tester & PD690S proving unit. The kit fully meets the requirements of GS38 and proving dead procedures. The VT12 tester indicates voltage levels via bright LEDs:

Includes

- VT12 two-pole voltage & continuity tester
- PD690S, 690V AC proving unit
- TC71 case
- Measures 12 - 690V
- CAT III 690V / CAT IV 300V



VT25PD-S

Voltage tester & proving device kit

Includes the VT25, a tough, compact two-pole tester for measuring AC / DC voltages, additional capabilities include continuity and phase rotation testing. The kit fully meets the requirements of GS38 and proving dead procedures:

Includes

- VT25 two-pole voltage & continuity tester
- PD690S, 690V AC proving unit
- TC72 case
- Measures 12 - 690V
- Audible continuity and phase rotation test
- CAT III 1000V / CAT IV 600V



VT28PD-S

Voltage tester & proving device kit

Packed with useful diagnostic test features with the added benefit of an LCD to show a specific voltage as well as voltage level. The kit fully meets the requirements of GS38 and proving dead procedures:

Includes

- VT25 two-pole voltage & continuity tester
- PD690S, 690V AC proving unit
- TC72 case
- Measures 12 - 690V
- LCD display
- Audible continuity and phase rotation test
- CAT III 1000V / CAT IV 600V

Voltage testers

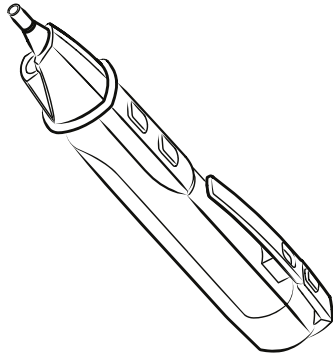
FUNCTION	VT12	VT25	VT28
ELECTRICAL			
Maximum working voltage	690V DC & AC rms		
Nominal voltage threshold indications	12, 24, 50, 120, 230, 400, 690V AC / DC		
Nominal voltage threshold tolerance	Conforms to BS EN 61243-3:2014		
Internal impedance at ELV AC	260kΩ	270kΩ	
Polarity indication	from 12V DC / AC rms		
Range detection	automatic		
Response time	<1s to 100% of each nominal voltage		
Frequency range	DC, 0 to 65Hz	DC, 16 to 400Hz	
Test current (in)	<3.5mA		
Duty ratio	30s ON (operated) / 240s OFF (recovery)		
Overvoltage protection	690V DC or AC rms		
DIGITAL VOLTMETER			
Voltage range			10V to 690V (DC, 16 to 400Hz)
Resolution			0.1V
Accuracy			± (3% + 5 digits)
SINGLE-POLE PHASE TEST			
Voltage range		100 to 690V AC rms	
Frequency range		50 to 60Hz	
PHASE ROTATION TEST			
Voltage range		120 to 400V AC rms (phase to earth)	
Frequency range		50 to 60Hz	
CONTINUITY			
Resistance range	0 to 500kΩ	0 to 500kΩ	
Test current	3μA		
Overvoltage protection	690V DC or AC rms		
ENVIRONMENTAL			
Temperature (operating)	-10°C to 55°C		
Temperature (storage)	-20°C to 70°C, non-condensing		
Humidity (operating & storage)	≤ 85% R.H.		
Altitude	up to 2000m		
Pollution degree	2		
GENERAL			
Power	2 x 1.5V, AAA alkaline batteries (IEC LR03, NEDA 24A)		
Battery consumption	30mA max.	80mA max.	
Dimensions	250(L) x 72(W) x 40(D) mm	285(L) x 72(W) x 41(D) mm	
Weight	approx. 200g	250g	
SAFETY			
Conforms to	CAT III 690V, CAT IV 300V	BS EN 61243-3, BS EN 61010-1 CAT IV 600V, CAT III 1000V	
		Class II, double insulation	
IP rating	IP54	IP64 to BS EN 60529	
	GS38 compliance (with probe covers fitted)		
EMC			
Conforms to	BS EN 31326-1		

Please see additional voltage indicators on page 16 →

Non-contact voltage & magnetic field indication



Non-contact voltage & magnetic field indication




For quick and reliable identification of electrical current in connectors, you can rely on the Martindale range of non-contact voltage testers. Designed for electrical professionals who are regularly exposed to potentially live wires, these testers are available in a variety of voltage detection ranges and are safely insulated from electricity.

Our non-contact products are for identifying live only and not for proving dead.

Selection guide	NC1	NC2	NC3	NC4	TEK100	TEK100YE	TEK101	TEK200
AC voltage range		200-1000V	200-1000V	12 - 1000V 50 - 1000V	100 - 600V	180 - 600V	180 - 600V	100 - 600V
Magnetic field detection	>10mT		>10mT					>10mT hall effect
Frequency range		40Hz - 400Hz	40Hz - 400Hz	40Hz - 400Hz				45Hz - 1kHz
LED indication	Yellow LED	Red LED	Yellow LED, red LED	Red LED	Red LED		Red LED	North south red / green LED
Audible indication	✓	✓	✓	✓	✓	✓	✓	✓
Self-test							✓	✓
Power on pulse LED	✓	✓	✓	✓				
Low battery indication	✓	✓	✓	✓	✓	✓	✓	
Auto power off	✓		✓	✓				
High resolution							✓	
LED torch	✓	✓	✓	✓				
Live / neutral differentiation						✓	✓	

Non-contact voltage & magnetic field indication



Martindale's range of non-contact detectors include models for both voltage and magnetic field indication. The devices offer audible and visual indication and their intelligent design features make all the difference on the job, including clear tips for high visibility indication, LED torch and LED pulse to verify operation.

Note: Non-contact voltage indicators are for identifying live only and not for proving dead.



NC1

Non-contact solenoid / magnetic field tester

For checking the operation of relays and solenoid valves in a wide range of machinery:

- Ergonomic design
- Built-in torch
- >10mT magnetic sensitivity
- LED indication



NC2

Non-contact voltage tester

For accurately detecting the presence of AC voltages between 200V and 1000V:

- Indication range: 200V - 1000V AC 40Hz - 400Hz
- Voltage sensitivity: indicates 4mm approx. from conductor (240V AC)
- Audible & LED indication
- LED torch
- Power on pulse LED



NC3

Non-contact voltage and magnetic field tester

Detects the presence of AC voltages plus magnetic field detection for testing relays and solenoid valves:

- Indication range: 200V - 1000V AC 40Hz - 400Hz
- Voltage sensitivity: indicates 4mm approx. from conductor (240V AC)
- Audible & LED indication
- >10mT magnetic sensitivity
- LED torch
- Power on pulse LED



NC4

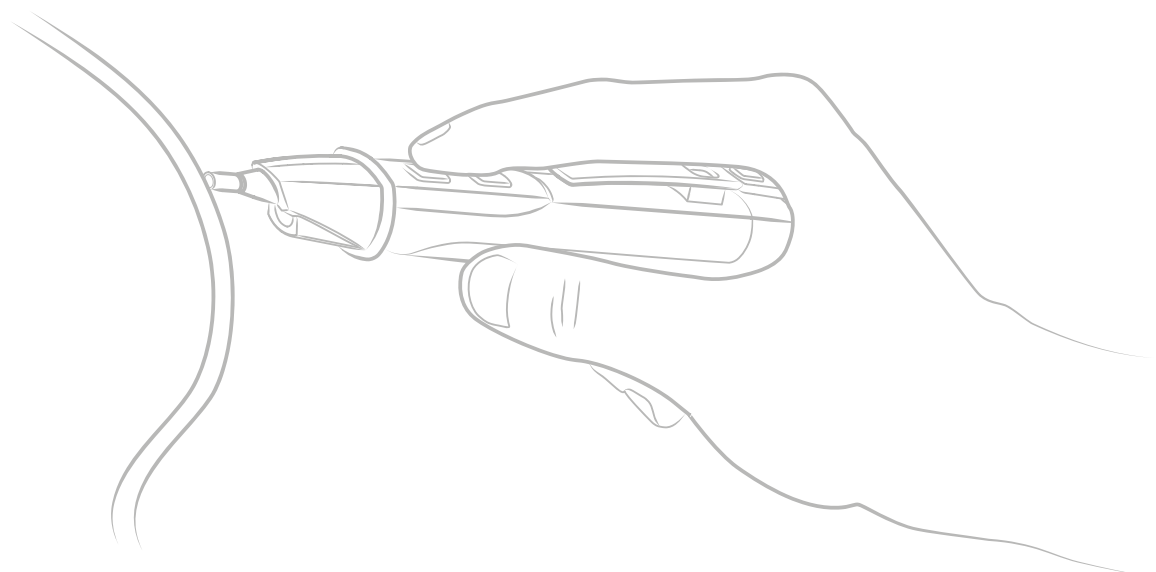
Dual sensitivity non-contact voltage tester

Boasts two sensitivity ranges for accurately detecting the presence of AC voltages:


- Dual sensitivity
- Voltage detection from 12V - 1000V AC
- Voltage detection from 50V - 1000V AC
- Audible & LED indication
- LED torch
- Power on pulse LED

Non-contact voltage & magnetic field indication

FUNCTION	NC1	NC2	NC3	NC4
ELECTRICAL				
Maximum voltage		1000V AC rms		
Voltage sensitivity range	None	200 - 1000V AC rms	200 - 1000V AC rms	12 - 1000V AC rms 50 - 1000V AC rms (default range)
Frequency range		40 to 400Hz		
MAGNETIC				
Magnetic field sensitivity	>10mT			
ENVIRONMENTAL				
Temperature & humidity (operating & storage)	0°C to 40°C ≤ 80% R.H.			
Altitude	up to 2000m			
Pollution degree	2			
GENERAL				
Power	2 x 1.5V AAA alkaline batteries (IEC LR03, NEDA 24A)			
Dimensions	158(L) x 20(W) x 27(D)			
Weight	55g			
SAFETY				
Conforms to	BS EN 61010-1:2010 CAT IV 1000V class II, double insulation			
IP Rating	IP40 to BS EN 60529			
EMC				
Conforms to	BS EN 31326-1			



Non-contact voltage & magnetic field indication



Martindale's TEK range are non-contact indicators, used for the detection of voltage and magnetic fields. All testers in the range detect the presence of up to 600V AC, while the higher range detects magnetic fields produced by indicators, relays, solenoids and transformers. The integral self-test function activates the sensor in the tip of the testers at 50Hz, checks the battery and LED, and also sounds the buzzer intermittently to indicate correct operation. This proves that the units are fully functional and avoids the need for a separate proving unit.



TEK100

Non-contact voltage detector

Detects AC voltages without requiring physical contact with the conductor. The unit has a built-in proving device to test sensor operation, battery and LED:

- Voltage range: 100 - 600V AC 45Hz - 1kHz
- Built-in proving device
- Registers at 3mm for 110V, 50Hz, 23mm for 240V, 50Hz (depending on cable type)
- AC voltage present: LED (red), audible tone
- Battery OK: LED (green)

TEK100-YE

Non-contact voltage detector with live / neutral differentiation

Detects AC voltages without requiring physical contact with the conductor. It can distinguish between live and neutral when in close proximity, with a detection threshold higher than most other non-contact detectors:

- Voltage range: 180 - 600V AC 45Hz - 1kHz
- Built-in proving device
- AC voltage present: LED (red), audible tone
- Battery OK: LED (green)

TEK101

Non-contact voltage detector

Audible and visual warnings plus an extended tip for confined spaces, optimised for identifying energised conductors. It can distinguish between live and neutral when in close proximity and has a built-in proving device to test sensor operation, battery and LED:

- Voltage range: 180V - 600V AC rms 45Hz - 1kHz
- Built-in proving device
- Sensitivity: Distances at 230V, 50Hz (depending on cable type), twin & earth - 3mm, round - 2mm
- Voltage indication - LED (red), audible tone (3kHz)
- Battery OK: LED (green)

TEK200

Non-contact voltage & magnetic field detector

Detects presence / polarity of magnetic fields produced by indicators, relays, solenoids and transformers in addition to voltage indication. Has a built-in proving device to test sensor operation, battery and LED:

- Voltage range: 100 - 600V AC 45Hz - 1kHz
- Sensitivity: 3mm for 110V, 50Hz, 23mm 240V, 50Hz (depending on cable type)
- Magnetic sensitivity: 10mT
- Frequency: 0 - 30kHz
- Built-in proving device
- Voltage indication: LED, audible for voltages and N/S pole magnetic fields

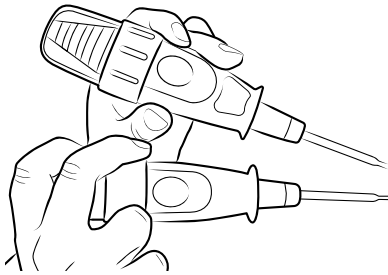
Non-contact voltage & magnetic field indication

FUNCTION	TEK100	TEK100YE	TEK101	TEK200
ELECTRICAL				
Maximum voltage	600V AC rms			
Voltage sensitivity range	100V to 600V AC rms	180V to 600V AC rms	180V to 600V AC rms	100V to 600V AC rms
Typical sensing distances at 50Hz	115V	230V	230V	115V
Flat 1.5mm ² twin & earth	3mm	23mm	3mm	3mm
Flat 2.5mm ² twin & earth	5mm	23mm	3mm	5mm
Round 1.5mm ²	2mm	18mm	2mm	2mm
Frequency range	40 to 400Hz			
MAGNETIC				
Magnetic field sensitivity	–	–	–	>10mT
ENVIRONMENTAL				
Temperature & humidity (operating & storage)	-10°C to 40°C ≤ 85% R.H.			
Altitude	up to 2000m			
Pollution degree	2			
GENERAL				
Power	1 x 9V, PP3 alkaline battery (IEC 6LR61, NEDA 1604A)			
Dimensions	205(L) x 36(W) x 25(D)			
Weight	120g approx. (battery included)			
SAFETY				
Conforms to	BS EN 61010-1 CAT IV 600V class II, double insulation	BS EN 61010-1 CAT IV 600V class II, double insulation	BS EN 61010-1 CAT IV 1000V class II, double insulation	BS EN 61010-1 CAT IV 600V class II, double insulation
EMC				
Conforms to	BS EN 31326-1			

Drummond test lamps & kits



Drummond test lamps & kits



Drummond's MTL test lamp series are ideal for safe voltage indication in the harshest of environments. Their robust design meets the recommendations of the Health and Safety Executive guidance notes on the electrician's test lamp (GS38) and are fully compliant with BS EN61243-3. The MTL10, and MTL20/B are safety rated to BS EN61010, CAT III 1000V / CAT IV 600V, the MTL15 to CAT IV 1000V.

The unique feature of this range is their distinctive bands of illumination, with a 360° viewing angle, providing indication of voltages even in bright sunlight.

Both lamp housing and probes have a finger shield and insulated probe tip, with only 4mm of exposed metal. A two layer, double-insulated cable with white inner insulation gives a clear warning of abrasion that might compromise the user's safety, and is resistant against heat and oil.

Selection guide	MTL10	MTL15	MTL20	MTL20B
Self powered	✓	✓	✓	✓
AC / DC voltage indication	✓	✓	✓	✓
Colour indication	Red	Red	Red	Red + blue
360 degree viewing	✓	✓	✓	✓
50 / 100 / 200 / 400V thresholds	✓		✓	✓
50 / 230 / 400 / 690V thresholds		✓		
Low impedance function			✓	✓
Lockable probes	3	3	3	3
Safety rating	CAT IV 600V	CAT IV 1000V	CAT IV 600V	CAT IV 600V

Drummond test lamps & kits



MTL10

600V test lamp

Accurate identification of potentially lethal voltages above 50V and enables the user to distinguish between 110V, 230V and phase to phase voltages in a three-phase system. For maximum ease of use, the right angled probes can be rotated through 90°, 180° and 270°:

- Four illumination bands, 50, 100, 200 & 400V
- Fully compliant GS38 probes
- 2 x straight (MTL2104), 1 x right angled (MTL2105) probes supplied
- 360° viewing angle
- CAT IV 600V safety rating



MTL15

1000V test lamp

Extends the application areas to higher voltage installations. With AC / DC voltage indication thresholds of 50, 230, 400 and 690V plus a 1000V CAT IV safety rating, the MTL15 is the ideal solution for proving dead in all installation categories as defined in BS EN 61010:

- Four illumination bands, 50, 230, 400 & 690V
- Fully compliant GS38 probes
- 2 x straight (MTL2104), 1 x right angled (MTL2105) probes supplied
- 360° viewing angle
- CAT IV 1000V safety rating



MTL20 / MTL20B

600V twin button test lamp

Test lamp safe voltage indication from 50 – 500V AC / DC. Simultaneous depression of two buttons on the probe and instrument enables the unit to draw a high current to help identify phantom voltages:

- MTL20B additional feature: blue LED for 400V indication
- Four illumination bands, 50, 120, 230 & 400V
- Twin test buttons eliminate phantom voltage
- Fully compliant GS38 probes
- 2 x straight (MTL2104), 1 x right angled (MTL2105) probes supplied
- 360° viewing angle
- CAT IV 600V safety rating

Drummond test lamps & kits



MTL10PD-S

600V test lamp with proving device

Enables you to comply with health and safety recommendations for safe working:

Includes

- MTL10 test lamp 600V CAT IV
- PD440S proving device (440V)
- 2 x straight (MTL2104), 1 x right angled (MTL2105) probes supplied
- TC71 soft case



MTL15PD-S

1000V test lamp with proving device

Enables you to comply with health and safety recommendations for safe working:

Includes

- MTL15 test lamp 1000V CAT IV
- PD690S proving device (690V)
- 2 x straight (MTL2104), 1 x right angled (MTL2105) probes supplied
- TC71 soft case



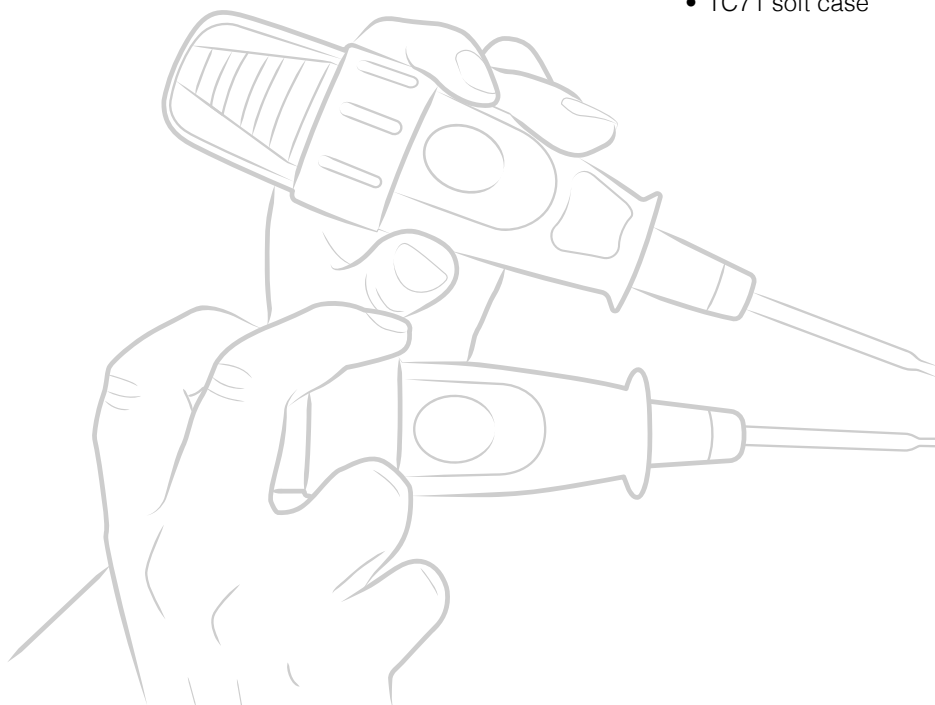
MTL20PD-S / MTL20BPD-S

600V twin button test lamp with proving device

Enables you to comply with health and safety recommendations for safe working:

Includes

- MTL20 test lamp (MTL20PD-S)
- MTL20B blue LED for 400V indication (MTL20BPD-S)
- PD440S proving device (440V)
- 2 x straight (MTL2104), 1 x right angled (MTL2105) probes supplied
- TC71 soft case



Drummond test lamps & kits

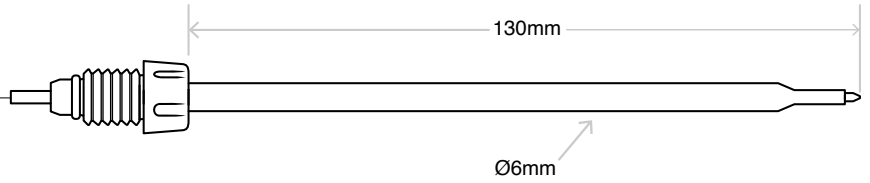
FUNCTION	MTL10	MTL20 / MTL20B	MTL15
ELECTRICAL			
Maximum working voltage	500V AC rms, 750V DC		1000V AC / DC rms
Nominal voltage threshold indications	50, 120, 230, 400V AC / DC rms		50, 230, 400, 690V AC / DC rms
Nominal voltage threshold tolerance	Conforms to BS EN 61243-3		
Range detection	Automatic		
Response time	<0.1s		
Frequency range	DC, 40-65Hz		
Test current (in)	<3.5mA at 500V AC rms, 750V DC		<3.5mA at 1000V AC / DC rms
Test current (switches operated)	-	approx. 28mA at 230V AC rms, DC approx. 60mA at 500V AC rms, DC	-
Duty ratio	30s ON (operated) / 240s OFF (recovery)		
ENVIRONMENTAL			
Temperature & humidity (operating & storage)	-10°C to 55°C, ≤ 85% R.H.		
Altitude	up to 2000m		
Pollution degree	2		
IP rating	IP64		
GENERAL			
Power	from circuit under test		
Dimensions	213(L) x 112(W) x 72(D) mm		
Weight	320g approx.	350g approx.	320g approx.
SAFETY			
Conforms to	BS EN 61243-3		
	BS EN 61010-1 CAT IV 600V class II, double insulation		BS EN 61010-1 CAT IV 1000V, Class II, double insulation
	Probe tips comply with GS38		
EMC			
Conforms to	BS EN 61326-1		
Recommended proving unit	PD440S, new PD440SRD or new PD440SRDX		PD690, PD690S or new PD690SRD

Drummond test lamps & kits

Probe specifications – probes are interchangeable. All Drummond test lamps and kits are supplied with 2 x MTL2104 and 1 x MTL2105 as standard

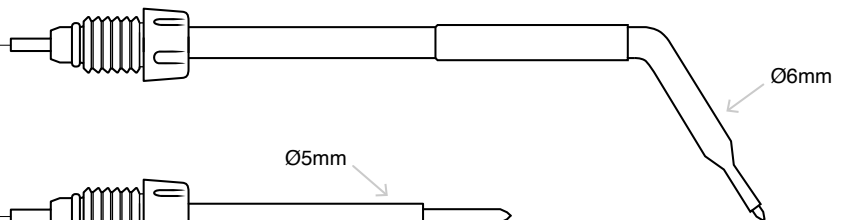
MTL2106

Straight prod long 130mm



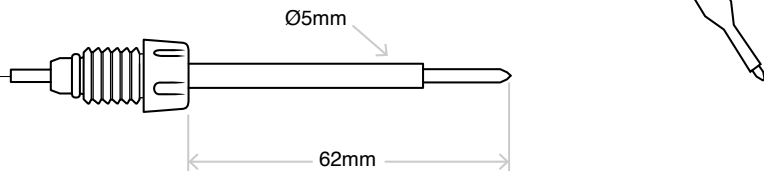
MTL2107

Angled prod long 130mm



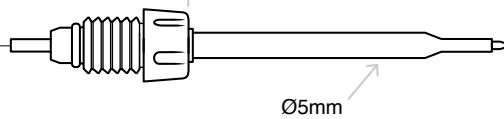
MTL2108

Straight prod Australian 62mm



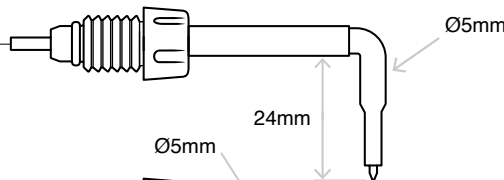
MTL2104

Straight prod standard 62mm. 2 x included



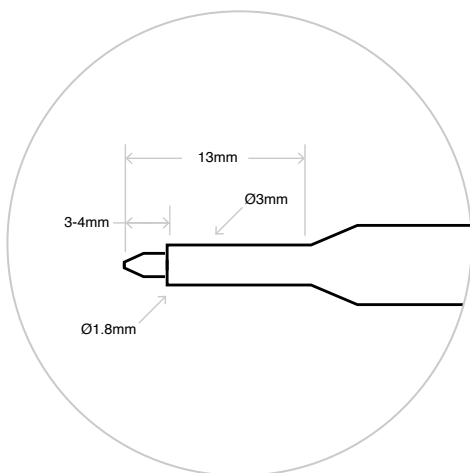
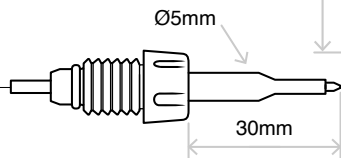
MTL2105

L shaped prod standard 62mm. 1 x included

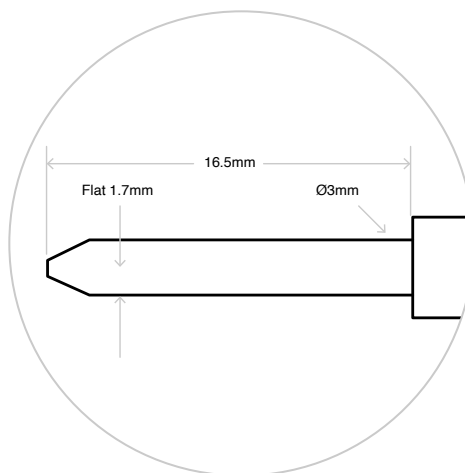


MTL2103

Straight prod short 30mm

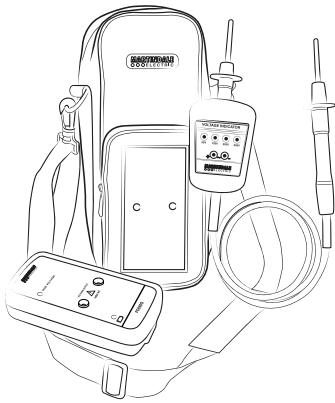


Typical probe tip detail
(GS38 compliant)



MTL2108 probe tip detail
(not GS38 compliant which specifies max. 4mm exposed metal on probe tip)

Carry cases



Martindale offer a range of carry cases for both voltage testers and voltage tester / proving unit combinations.

The universal safe isolation cases hold both a Martindale proving unit plus a Martindale or another manufacturer's voltage indicator.



TC52

Soft case

Durable, heavy denier carry case designed to hold Martindale's VT25 and VT28 two-pole voltage indicators.

- The top zip opening allows convenient access
- Tailor-made from heavy denier nylon
- Robust design
- Dimensions 300 x 80 x 35mm



TC71

Safe isolation case

Tailored to fit Martindale's voltage indicators VI13800 & VI15000 and proving devices PD240SRD, PD440S, PD440SRD, PD690S & PD690SRD.

- Clear front panel allows access to test points on the proving unit without removal
- Tailor-made from heavy denier nylon
- Dimensions 260 x 100 x 95mm



TC72

Universal safe isolation case

Heavy denier nylon case, fits almost all two-pole testers including Martindale's VT25 & VT28, combined with our proving units PD240SRD, PD440S, PD440SRD, PD690S & PD690SRD.

- Clear front panel allows access to test points on the proving unit without removal
- Shoulder strap will free up your hands for testing
- Keeps two very important pieces of equipment together
- Dimensions 300 x 100 x 95mm



TC73

Universal safe isolation case

Heavy denier nylon case, fits almost all two-pole testers including Martindale's VT25 & VT28, combined with our proving units PD240SRD, PD440S, PD440SX, PD440SRD, PD440SRDX, PD690S & PD690SRD.

- Solid front-opening panel, ideal for our proving units with Calcheck
- Shoulder strap will free up your hands for testing
- Keeps two very important pieces of equipment together
- Dimensions 300 x 100 x 95mm

About Martindale Electric



For over 95 years, Electrical safety has been fundamental to us at Martindale. As leaders in Safe Isolation, we offer the most comprehensive range of electrical test equipment and educational aftersales support to meet your needs.

We are committed to developing, manufacturing and supplying safe, compliant, reliable solutions while ensuring genuine value for money. Martindale Electric has become one of the most trusted brands in electrical safety testing, with a reputation for providing innovative and time-saving electrical measurement solutions.

Martindale products are backed up by a high standard of support, local service and calibration via our UKAS accredited laboratory.

Our product categories



Safe isolation



PAT testing



Socket testing



Installation



Industrial



Environmental

Innovation over the years

Socket testers

The original UK mains socket tester and the first advanced socket tester as defined by the HSE

Safe isolation

The definitive voltage indicator and proving unit together with unique locking off solutions

Insulation testing

The first tester for hazardous environments

PAT testers

The smallest and lightest handheld PAT

Loop testing

The first automatic non-trip, plug-in loop tester displaying all readings

Test tools

The first low cost fuse finder, self-proving voltage detectors

Certification

We work tirelessly to ensure our products meet current regulations and every product we supply, delivers excellent quality and performance to keep people safe.

GAMBICA is the Trade Association for Instrumentation, Control, Automation and Laboratory Technology in the UK.

Joint Accreditation System of Australia and New Zealand is an independent third party accreditation body, providing internationally recognised accreditation (similar to UKAS in the UK).





Martindale Electric
Metrohm House,
12 Imperial Park,
Imperial Way, Watford
WD24 4PP England
T: +44 (0)1923 441717
sales@martindale-electric.co.uk



For the latest specifications and
our full product range, visit:
martindale-electric.co.uk

